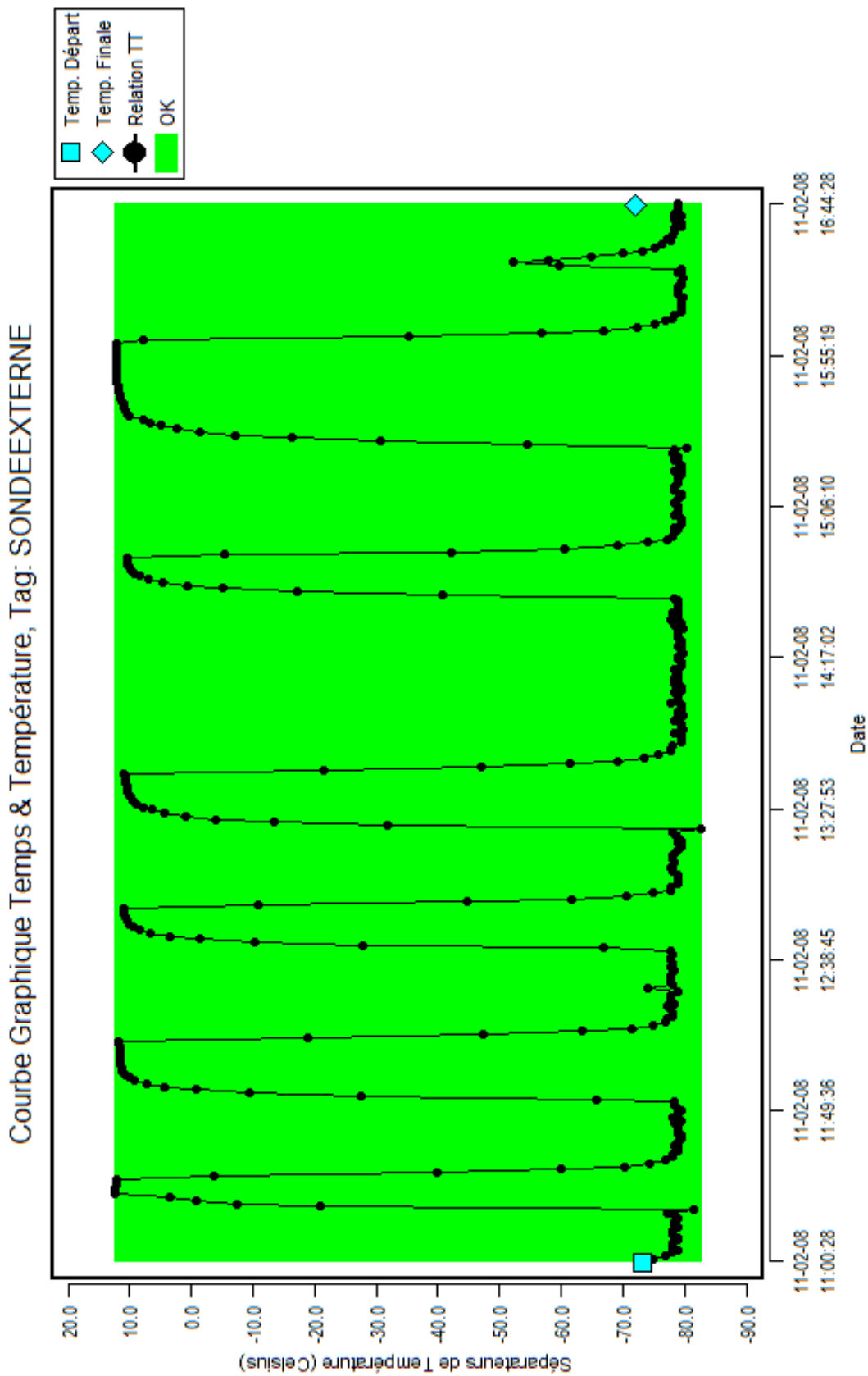
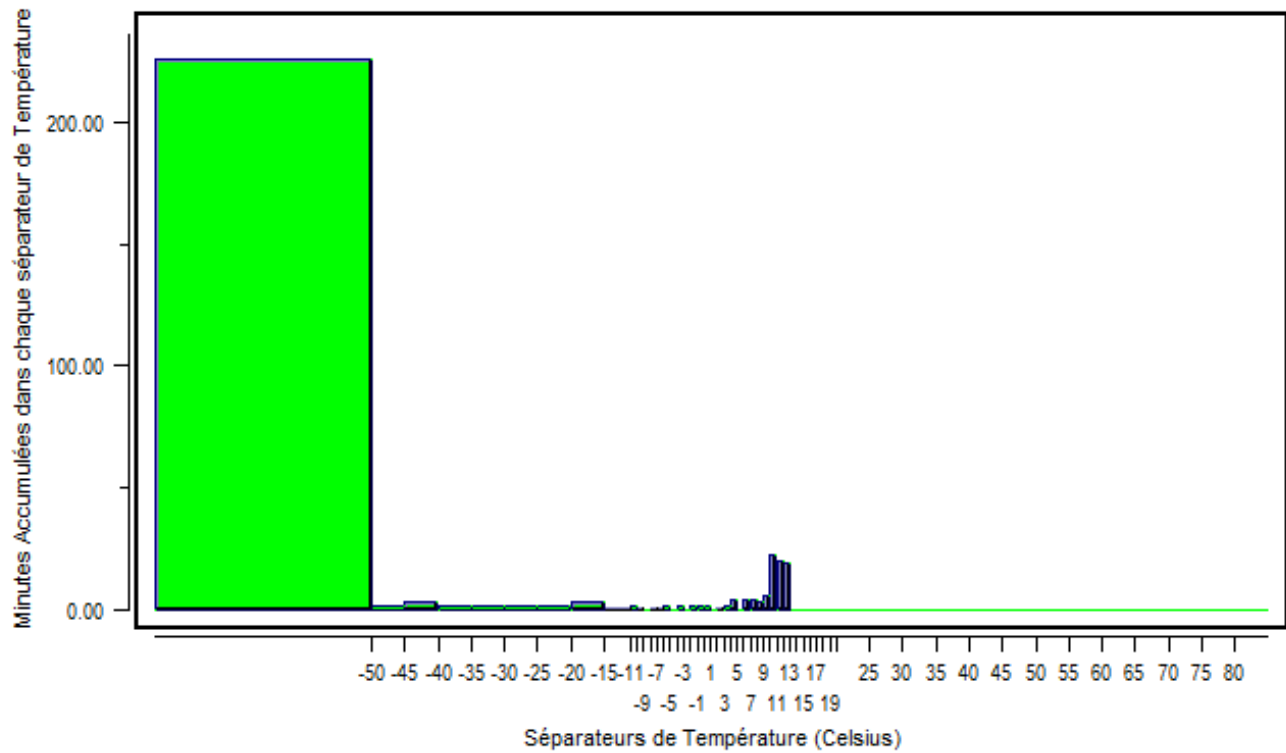


Courbe de Température et Temps

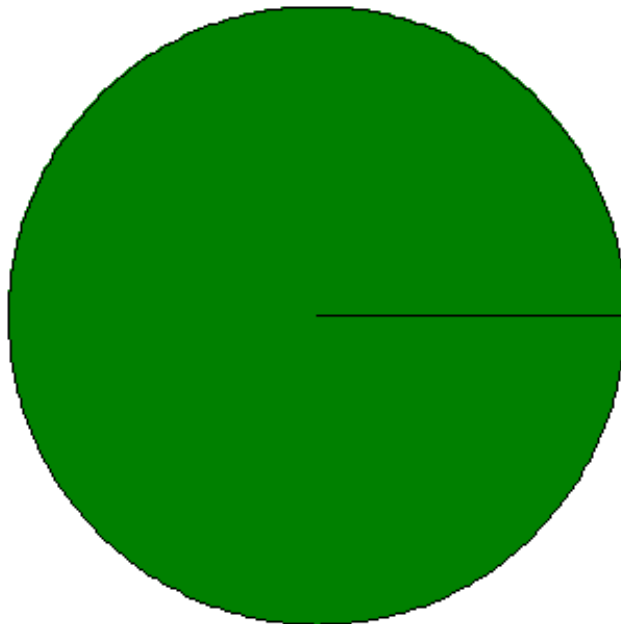


Analyse Graphique de la Température (Histogramme)

Analyse Graphique de la Température, Tag: SONDEEXTERNE



Analyse Graphique de la Température (Camembert)



100.0% Min:13°C
5H 44M

Min:-50°C, 3H 46M	
-50°C:-45°C, 2M	
-45°C:-40°C, 3M	
-40°C:-35°C, 2M	
-35°C:-30°C, 2M	
-30°C:-25°C, 2M	
-25°C:-20°C, 2M	
-20°C:-15°C, 3M	
-15°C:-11°C, 1M	
-11°C:-10°C, 2M	
-10°C:-9°C, 1M	
-8°C:-7°C, 1M	
-7°C:-6°C, 1M	
-6°C:-5°C, 2M	
-4°C:-3°C, 2M	
-2°C:-1°C, 2M	
-1°C:0°C, 2M	
0°C:1°C, 2M	
2°C:3°C, 1M	
3°C:4°C, 2M	
4°C:5°C, 4M	
6°C:7°C, 4M	
7°C:8°C, 4M	
8°C:9°C, 3M	
9°C:10°C, 6M	
10°C:11°C, 23M	
11°C:12°C, 20M	
12°C:13°C, 19M	

Etat du Tag

Heure Début	2011-02-08 11:00:28
Température initiale	-73.3°C
Heure Fin	2011-02-08 16:44:28
Température finale	-72.1°C
Derniere Température Enregistrée	-72.1°C
Temp. Kinétique Moy.	-1.1°C
Température Minimale Enregistrée	-82.7°C
Température Maximale Enregistrée	12.5°C
Activite du Tag	Eteint
Durée de l'Enregistrement	5 Heures 44 Minutes
Pile Restante	99.9%
Etat	OK
Quantité Restante de Reprogrammations du Tag	253
Quantité d'Intervalles Enregistrés	345
Date d'Expiration du Tag	--
Programmation Interne du Tag	SONDEEXTERNE
Nom du Lecteur	IMC HandHeld Reader
No. de Lecteur	100170 (FWV: 1.3.4, HWV: 2.1.4)

Configuration du Tag

Nom de la Configuration	test80
Type de Tag	Logic X2
Temps de délai du Tag (enreg. sans alarme)	1 Minute
Intervalle de Lecture	1 Minute
Temps Maxi. en mode Tracker	1095 Jours 2 Heures 40 Minutes
Temps Maxi. d'Enregistrement	2 Jours 18 Heures 40 Minutes
Utiliser l'alarme visuelle (LED clignotant rouge)	Désengagé
Quantité Maxi d'Excursions Enregistrées	48
Température Basse d'Alarme	Désengagé
Température Haute d'Alarme	Désengagé
Séparateurs de Température (apparaissant dans les Analyses par Histogramme et Camembert)	-50, -45, -40, -35, -30, -25, -20, -15, -11, -10, -9, -8, -7, -6, -5, -4, -3, -2, -1, 0, 1, 2, 3, 4, 5, 6, 7, 8, 9, 10, 11, 12, 13, 14, 15, 16, 17, 18, 19, 20, 25, 30, 35, 40, 45, 50, 55, 60, 65, 70, 75, 80 [°C]

Excursions du Tag

Ordre	Type	Heure Début	Heure Fin	Température (°C)	Durée de l'Excursion
Température Basse Accumulée				--	
Température Haute Accumulée				--	

Températures Enregistrées

Temps	Température (°C)	Temps	Température (°C)
2011-02-08 11:00:28	-73.3	2011-02-08 11:50:28	-79.0
2011-02-08 11:01:28	-75.0	2011-02-08 11:51:28	-78.5
2011-02-08 11:02:28	-76.8	2011-02-08 11:52:28	-78.5
2011-02-08 11:03:28	-78.1	2011-02-08 11:53:28	-65.8
2011-02-08 11:04:28	-79.0	2011-02-08 11:54:28	-27.4
2011-02-08 11:05:28	-78.1	2011-02-08 11:55:28	-9.5
2011-02-08 11:06:28	-78.1	2011-02-08 11:56:28	-0.9
2011-02-08 11:07:28	-79.0	2011-02-08 11:57:28	4.3
2011-02-08 11:08:28	-79.0	2011-02-08 11:58:28	7.3
2011-02-08 11:09:28	-78.1	2011-02-08 11:59:28	9.2
2011-02-08 11:10:28	-78.1	2011-02-08 12:00:28	10.2
2011-02-08 11:11:28	-79.0	2011-02-08 12:01:28	10.8
2011-02-08 11:12:28	-78.5	2011-02-08 12:02:28	11.2
2011-02-08 11:13:28	-78.5	2011-02-08 12:03:28	11.3
2011-02-08 11:14:28	-79.0	2011-02-08 12:04:28	11.4
2011-02-08 11:15:28	-78.5	2011-02-08 12:05:28	11.5
2011-02-08 11:16:28	-77.2	2011-02-08 12:06:28	11.5
2011-02-08 11:17:28	-81.5	2011-02-08 12:07:28	11.5
2011-02-08 11:18:28	-20.8	2011-02-08 12:08:28	11.6
2011-02-08 11:19:28	-7.5	2011-02-08 12:09:28	11.6
2011-02-08 11:20:28	-0.9	2011-02-08 12:10:28	11.6
2011-02-08 11:21:28	3.5	2011-02-08 12:11:28	11.7
2011-02-08 11:22:28	12.3	2011-02-08 12:12:28	11.9
2011-02-08 11:23:28	12.5	2011-02-08 12:13:28	-19.0
2011-02-08 11:24:28	12.3	2011-02-08 12:14:28	-47.4
2011-02-08 11:25:28	12.2	2011-02-08 12:15:28	-63.4
2011-02-08 11:26:28	12.1	2011-02-08 12:16:28	-71.5
2011-02-08 11:27:28	12.1	2011-02-08 12:17:28	-75.0
2011-02-08 11:28:28	-3.8	2011-02-08 12:18:28	-76.8
2011-02-08 11:29:28	-39.8	2011-02-08 12:19:28	-77.2
2011-02-08 11:30:28	-59.9	2011-02-08 12:20:28	-78.1
2011-02-08 11:31:28	-70.2	2011-02-08 12:21:28	-78.1
2011-02-08 11:32:28	-74.3	2011-02-08 12:22:28	-77.7
2011-02-08 11:33:28	-76.8	2011-02-08 12:23:28	-77.2
2011-02-08 11:34:28	-78.1	2011-02-08 12:24:28	-78.5
2011-02-08 11:35:28	-78.1	2011-02-08 12:25:28	-77.7
2011-02-08 11:36:28	-79.0	2011-02-08 12:26:28	-77.7
2011-02-08 11:37:28	-79.0	2011-02-08 12:27:28	-77.7
2011-02-08 11:38:28	-78.5	2011-02-08 12:28:28	-79.0
2011-02-08 11:39:28	-79.0	2011-02-08 12:29:28	-74.0
2011-02-08 11:40:28	-79.5	2011-02-08 12:30:28	-78.1
2011-02-08 11:41:28	-79.5	2011-02-08 12:31:28	-77.7
2011-02-08 11:42:28	-79.0	2011-02-08 12:32:28	-77.7
2011-02-08 11:43:28	-79.0	2011-02-08 12:33:28	-77.7
2011-02-08 11:44:28	-79.0	2011-02-08 12:34:28	-78.1
2011-02-08 11:45:28	-78.5	2011-02-08 12:35:28	-78.5
2011-02-08 11:46:28	-79.5	2011-02-08 12:36:28	-77.7
2011-02-08 11:47:28	-78.1	2011-02-08 12:37:28	-78.1
2011-02-08 11:48:28	-79.0	2011-02-08 12:38:28	-77.7
2011-02-08 11:49:28	-79.5	2011-02-08 12:39:28	-77.7

Températures Enregistrées

Temps	Température (°C)	Temps	Température (°C)
2011-02-08 12:40:28	-78.1	2011-02-08 13:30:28	9.4
2011-02-08 12:41:28	-77.7	2011-02-08 13:31:28	9.8
2011-02-08 12:42:28	-66.8	2011-02-08 13:32:28	10.1
2011-02-08 12:43:28	-27.9	2011-02-08 13:33:28	10.3
2011-02-08 12:44:28	-10.2	2011-02-08 13:34:28	10.4
2011-02-08 12:45:28	-1.4	2011-02-08 13:35:28	10.5
2011-02-08 12:46:28	3.6	2011-02-08 13:36:28	10.7
2011-02-08 12:47:28	6.7	2011-02-08 13:37:28	10.7
2011-02-08 12:48:28	8.5	2011-02-08 13:38:28	10.8
2011-02-08 12:49:28	9.5	2011-02-08 13:39:28	11.0
2011-02-08 12:50:28	10.1	2011-02-08 13:40:28	-21.5
2011-02-08 12:51:28	10.5	2011-02-08 13:41:28	-47.1
2011-02-08 12:52:28	10.7	2011-02-08 13:42:28	-61.4
2011-02-08 12:53:28	10.9	2011-02-08 13:43:28	-69.2
2011-02-08 12:54:28	11.0	2011-02-08 13:44:28	-73.6
2011-02-08 12:55:28	11.0	2011-02-08 13:45:28	-75.7
2011-02-08 12:56:28	-10.9	2011-02-08 13:46:28	-77.7
2011-02-08 12:57:28	-44.9	2011-02-08 13:47:28	-77.7
2011-02-08 12:58:28	-61.8	2011-02-08 13:48:28	-78.1
2011-02-08 12:59:28	-70.7	2011-02-08 13:49:28	-79.5
2011-02-08 13:00:28	-75.0	2011-02-08 13:50:28	-79.5
2011-02-08 13:01:28	-77.7	2011-02-08 13:51:28	-79.5
2011-02-08 13:02:28	-77.7	2011-02-08 13:52:28	-78.5
2011-02-08 13:03:28	-79.0	2011-02-08 13:53:28	-79.9
2011-02-08 13:04:28	-79.0	2011-02-08 13:54:28	-79.5
2011-02-08 13:05:28	-79.0	2011-02-08 13:55:28	-79.5
2011-02-08 13:06:28	-79.0	2011-02-08 13:56:28	-78.5
2011-02-08 13:07:28	-78.1	2011-02-08 13:57:28	-79.0
2011-02-08 13:08:28	-77.7	2011-02-08 13:58:28	-79.9
2011-02-08 13:09:28	-78.1	2011-02-08 13:59:28	-79.0
2011-02-08 13:10:28	-78.5	2011-02-08 14:00:28	-79.5
2011-02-08 13:11:28	-78.1	2011-02-08 14:01:28	-79.5
2011-02-08 13:12:28	-78.1	2011-02-08 14:02:28	-77.7
2011-02-08 13:13:28	-78.5	2011-02-08 14:03:28	-79.0
2011-02-08 13:14:28	-79.0	2011-02-08 14:04:28	-79.0
2011-02-08 13:15:28	-79.5	2011-02-08 14:05:28	-78.5
2011-02-08 13:16:28	-79.0	2011-02-08 14:06:28	-79.5
2011-02-08 13:17:28	-79.5	2011-02-08 14:07:28	-79.5
2011-02-08 13:18:28	-79.0	2011-02-08 14:08:28	-78.5
2011-02-08 13:19:28	-78.5	2011-02-08 14:09:28	-79.0
2011-02-08 13:20:28	-78.1	2011-02-08 14:10:28	-78.5
2011-02-08 13:21:28	-82.7	2011-02-08 14:11:28	-79.0
2011-02-08 13:22:28	-31.8	2011-02-08 14:12:28	-79.0
2011-02-08 13:23:28	-13.4	2011-02-08 14:13:28	-78.5
2011-02-08 13:24:28	-3.9	2011-02-08 14:14:28	-79.5
2011-02-08 13:25:28	0.9	2011-02-08 14:15:28	-79.5
2011-02-08 13:26:28	4.3	2011-02-08 14:16:28	-79.0
2011-02-08 13:27:28	6.5	2011-02-08 14:17:28	-79.0
2011-02-08 13:28:28	7.8	2011-02-08 14:18:28	-79.9
2011-02-08 13:29:28	8.8	2011-02-08 14:19:28	-79.5

Températures Enregistrées

Temps	Température (°C)	Temps	Température (°C)
2011-02-08 14:20:28	-79.0	2011-02-08 15:10:28	-79.5
2011-02-08 14:21:28	-79.5	2011-02-08 15:11:28	-78.5
2011-02-08 14:22:28	-79.5	2011-02-08 15:12:28	-78.5
2011-02-08 14:23:28	-79.0	2011-02-08 15:13:28	-79.0
2011-02-08 14:24:28	-79.0	2011-02-08 15:14:28	-79.0
2011-02-08 14:25:28	-79.0	2011-02-08 15:15:28	-79.0
2011-02-08 14:26:28	-79.9	2011-02-08 15:16:28	-79.5
2011-02-08 14:27:28	-78.5	2011-02-08 15:17:28	-78.5
2011-02-08 14:28:28	-79.5	2011-02-08 15:18:28	-79.5
2011-02-08 14:29:28	-77.7	2011-02-08 15:19:28	-79.5
2011-02-08 14:30:28	-79.0	2011-02-08 15:20:28	-79.0
2011-02-08 14:31:28	-78.1	2011-02-08 15:21:28	-78.5
2011-02-08 14:32:28	-79.0	2011-02-08 15:22:28	-79.0
2011-02-08 14:33:28	-79.0	2011-02-08 15:23:28	-78.1
2011-02-08 14:34:28	-79.0	2011-02-08 15:24:28	-78.5
2011-02-08 14:35:28	-79.0	2011-02-08 15:25:28	-80.4
2011-02-08 14:36:28	-78.5	2011-02-08 15:26:28	-54.4
2011-02-08 14:37:28	-40.8	2011-02-08 15:27:28	-30.8
2011-02-08 14:38:28	-17.1	2011-02-08 15:28:28	-16.2
2011-02-08 14:39:28	-5.2	2011-02-08 15:29:28	-7.0
2011-02-08 14:40:28	0.6	2011-02-08 15:30:28	-1.5
2011-02-08 14:41:28	4.5	2011-02-08 15:31:28	2.2
2011-02-08 14:42:28	6.9	2011-02-08 15:32:28	4.9
2011-02-08 14:43:28	8.3	2011-02-08 15:33:28	6.6
2011-02-08 14:44:28	9.2	2011-02-08 15:34:28	7.8
2011-02-08 14:45:28	9.7	2011-02-08 15:35:28	10.1
2011-02-08 14:46:28	10.1	2011-02-08 15:36:28	10.5
2011-02-08 14:47:28	10.3	2011-02-08 15:37:28	10.7
2011-02-08 14:48:28	10.4	2011-02-08 15:38:28	10.9
2011-02-08 14:49:28	10.5	2011-02-08 15:39:28	11.0
2011-02-08 14:50:28	-5.4	2011-02-08 15:40:28	11.2
2011-02-08 14:51:28	-42.2	2011-02-08 15:41:28	11.4
2011-02-08 14:52:28	-60.5	2011-02-08 15:42:28	11.5
2011-02-08 14:53:28	-69.2	2011-02-08 15:43:28	11.7
2011-02-08 14:54:28	-74.0	2011-02-08 15:44:28	11.8
2011-02-08 14:55:28	-77.2	2011-02-08 15:45:28	11.9
2011-02-08 14:56:28	-78.1	2011-02-08 15:46:28	12.0
2011-02-08 14:57:28	-78.5	2011-02-08 15:47:28	12.1
2011-02-08 14:58:28	-79.0	2011-02-08 15:48:28	12.1
2011-02-08 14:59:28	-78.5	2011-02-08 15:49:28	12.1
2011-02-08 15:00:28	-79.5	2011-02-08 15:50:28	12.2
2011-02-08 15:01:28	-79.5	2011-02-08 15:51:28	12.2
2011-02-08 15:02:28	-79.5	2011-02-08 15:52:28	12.1
2011-02-08 15:03:28	-78.5	2011-02-08 15:53:28	12.2
2011-02-08 15:04:28	-79.0	2011-02-08 15:54:28	12.2
2011-02-08 15:05:28	-79.0	2011-02-08 15:55:28	12.2
2011-02-08 15:06:28	-79.0	2011-02-08 15:56:28	12.2
2011-02-08 15:07:28	-78.5	2011-02-08 15:57:28	12.2
2011-02-08 15:08:28	-79.0	2011-02-08 15:58:28	12.2
2011-02-08 15:09:28	-79.5	2011-02-08 15:59:28	12.2

Températures Enregistrées

Temps	Température (°C)	Temps	Température (°C)
2011-02-08 16:00:28	7.9		
2011-02-08 16:01:28	-35.4		
2011-02-08 16:02:28	-56.9		
2011-02-08 16:03:28	-67.0		
2011-02-08 16:04:28	-72.4		
2011-02-08 16:05:28	-75.3		
2011-02-08 16:06:28	-76.8		
2011-02-08 16:07:28	-78.1		
2011-02-08 16:08:28	-78.5		
2011-02-08 16:09:28	-79.5		
2011-02-08 16:10:28	-79.5		
2011-02-08 16:11:28	-79.5		
2011-02-08 16:12:28	-79.5		
2011-02-08 16:13:28	-79.5		
2011-02-08 16:14:28	-79.9		
2011-02-08 16:15:28	-79.0		
2011-02-08 16:16:28	-79.0		
2011-02-08 16:17:28	-79.0		
2011-02-08 16:18:28	-79.5		
2011-02-08 16:19:28	-79.5		
2011-02-08 16:20:28	-79.9		
2011-02-08 16:21:28	-79.5		
2011-02-08 16:22:28	-79.0		
2011-02-08 16:23:28	-79.5		
2011-02-08 16:24:28	-59.6		
2011-02-08 16:25:28	-52.3		
2011-02-08 16:26:28	-58.0		
2011-02-08 16:27:28	-65.0		
2011-02-08 16:28:28	-69.9		
2011-02-08 16:29:28	-73.3		
2011-02-08 16:30:28	-75.3		
2011-02-08 16:31:28	-76.4		
2011-02-08 16:32:28	-77.7		
2011-02-08 16:33:28	-77.2		
2011-02-08 16:34:28	-78.1		
2011-02-08 16:35:28	-78.5		
2011-02-08 16:36:28	-78.5		
2011-02-08 16:37:28	-79.5		
2011-02-08 16:38:28	-79.5		
2011-02-08 16:39:28	-78.5		
2011-02-08 16:40:28	-79.5		
2011-02-08 16:41:28	-78.5		
2011-02-08 16:42:28	-79.0		
2011-02-08 16:43:28	-79.0		
2011-02-08 16:44:28	-79.0		